




mirror[®]
medical imaging software

IMAGING EXCELLENCE FROM
 **CANFIELD**

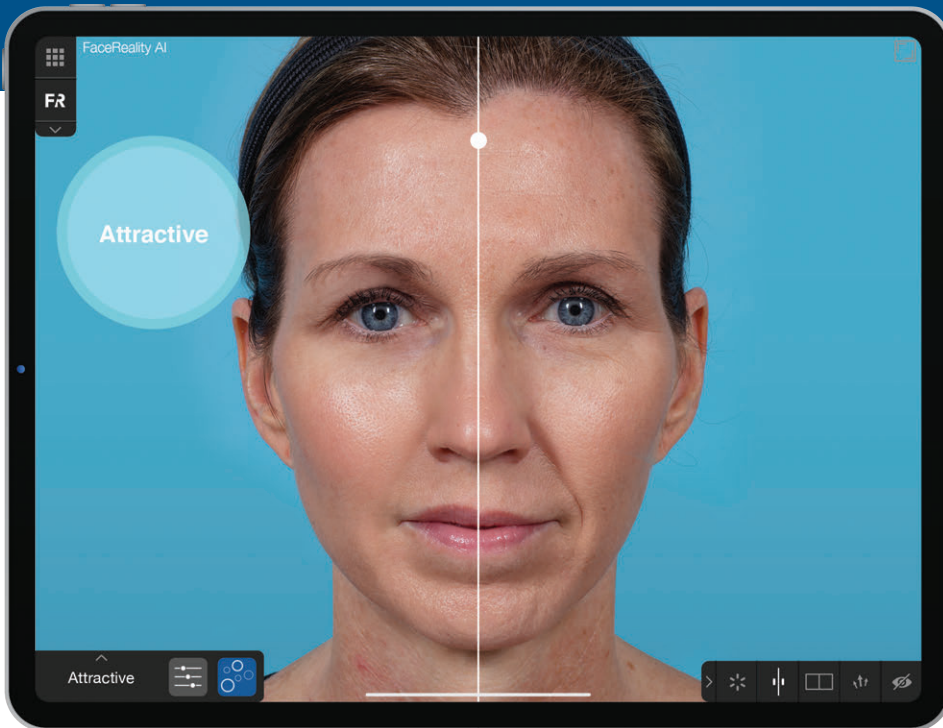


impactful image-based consultations with whiteboarding and simulation

Now on iPad®



First Impressions Matter

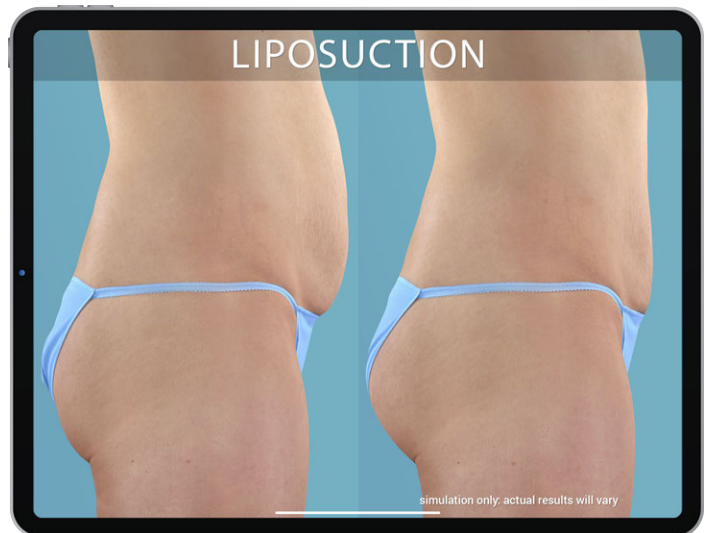


AI based simulations instantly communicate areas of improvement for your patients to understand how you can improve their **First Impression.**

- Healthy
- Trustworthy
- Competent
- Less Tired
- Attractive
- Dominant
- Less Sad

Simulation

Mirror's comprehensive simulation tools including warp, wrinkle, resurface, and airbrush, enable easy, intuitive 2D simulation of treatments and procedures such as neurotoxins, dermal fillers, laser procedures, microdermabrasion, face lift, neck lift, rhinoplasty, chin augmentation, liposuction, blepharoplasty, and more.



Mirror desktop software



PhotoFile® is the backbone for seamless integration with medical image capture systems including VECTRA® 3D, VISIA®, Reveal®, and IntelliStudio®. View all of a patient's images on one screen with PhotoFile's patient chart structure including robust image viewing tools, customizable attributes, preconfigured and customizable diagnosis and procedure libraries. World-class medical image management in a HIPAA compliant environment.



PhotoTools adds an invaluable tool set for enhancing communication and optimizing images.

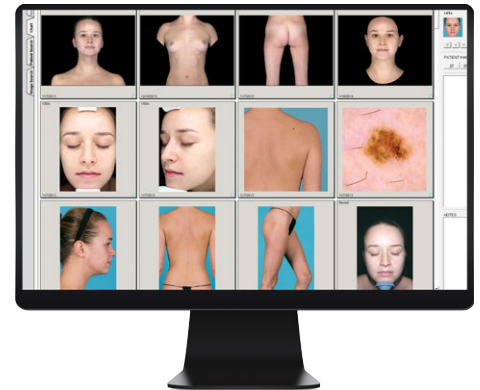
- ✓ MatchPose® superimposes a translucent live preview over the baseline image on screen to ensure correct positioning.
- ✓ Capture high-quality images directly into your patient's chart.
- ✓ Import any image from any source: digital camera, endoscope, scanner, video microscope.
- ✓ Color and orientation matching removes color shifts and adjusts image size and rotation for consistent appearance.
- ✓ Split-face comparison demonstrates asymmetry.
- ✓ Whiteboarding tools for easy annotation.
- ✓ Measure calibrated distances, angles, areas and proportions for surgical planning and analysis.



Rejuvenation adds tools for simulating skin rejuvenation procedures to help manage client expectations and drive business to your practice. Easily simulate the benefits of procedures such as neurotoxins, dermal fillers, laser procedures, microdermabrasion, and more.



Mirror Suite combines PhotoFile, PhotoTools, Rejuvenation, and 2D simulation tools in one fully integrated solution for medical image management, visual communication and aesthetic simulation. Discover for yourself why so many leading aesthetic practices around the world rely on Mirror Suite for all their patient imaging.



MatchPose Before & After



IMAGING EXCELLENCE FROM
CANFIELD

www.canfieldsci.com / info@canfieldsci.com / phone +1.973.434.1201 / (USA) 800.815.4330

3D SOLUTIONS • FACIAL IMAGING & ANALYSIS • IMAGING SOFTWARE • PHOTOGRAPHY • RESEARCH SYSTEMS & SERVICES • TRAINING

Mirror, RBX, PhotoFile, MatchPose, VISIA, Reveal, VECTRA, VEOS, IntelliStudio, and Canfield Care are registered trademarks of Canfield Scientific, Inc.

iPad is a trademark of Apple Inc., registered in the U.S. and other countries.

PowerPoint is a registered trademark of Microsoft Corporation in the United States and other countries.

2206-04